

Contents

1 Headline Chart / Gender Breakdown

All Destinations

All Destinations by Gender

2 FTE Breakdown & Residency

FTE Breakdown by Institution (In Borough)

FTE Breakdown by Institution (Out of Borough)

Residency Breakdown

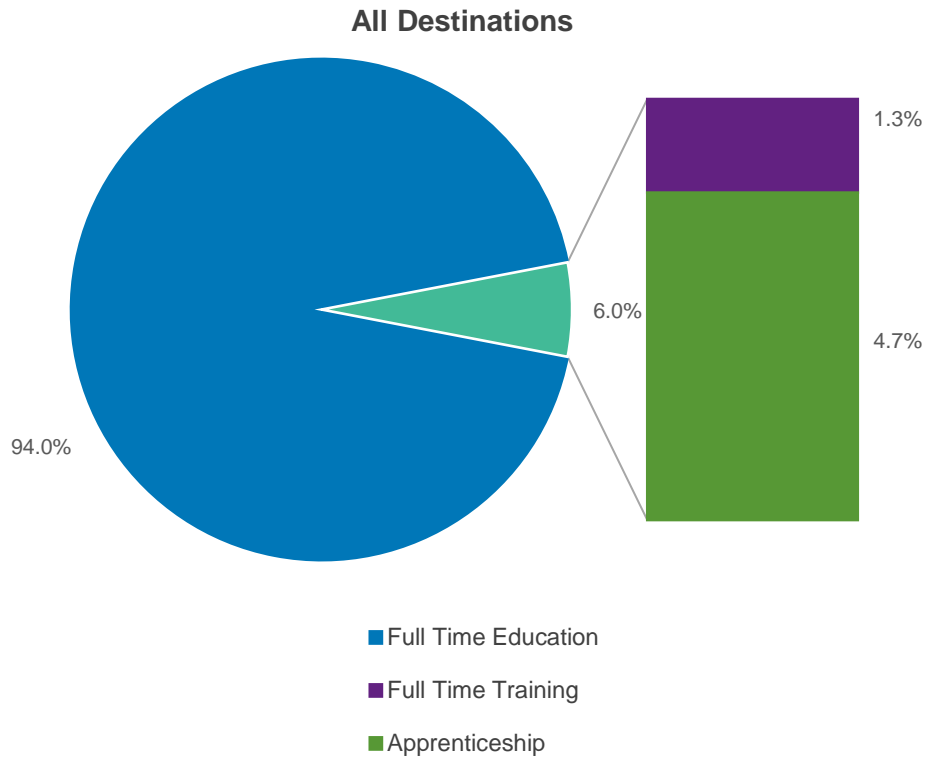
3 FTE Institutions

FTE Breakdown by Institution Type

4 FTE by Subject (CRCI)

Breakdown of subjects studied by young people in full-time education

5 Glossary



		2020 School Leavers	%	Male	
Meeting the Duty to Participate (RPA)	Full Time Education	140	94.0%	140	94.0%
	Full Time Training	2	1.3%	2	1.3%
	Apprenticeship	7	4.7%	7	4.7%
	Employment with Training	0	0.0%	0	0.0%
	Working Towards Participation	0	0.0%	0	0.0%
	Total	149	100.0%	149	100.0%
Not Meeting the Duty to Participate	Temporary Break from Learning	0	0.0%	0	0.0%
	Employment without Training	0	0.0%	0	0.0%
	Not Settled (Active in the Labour Market)	0	0.0%	0	0.0%
	Not Settled (Not Active in the Labour Market)	0	0.0%	0	0.0%
	Unknown (Including moved away)	0	0.0%	0	0.0%
	Total	0	0.0%	0	0.0%
GRAND TOTAL		149	100%	149	100.0%

St Columba's Catholic Boys School

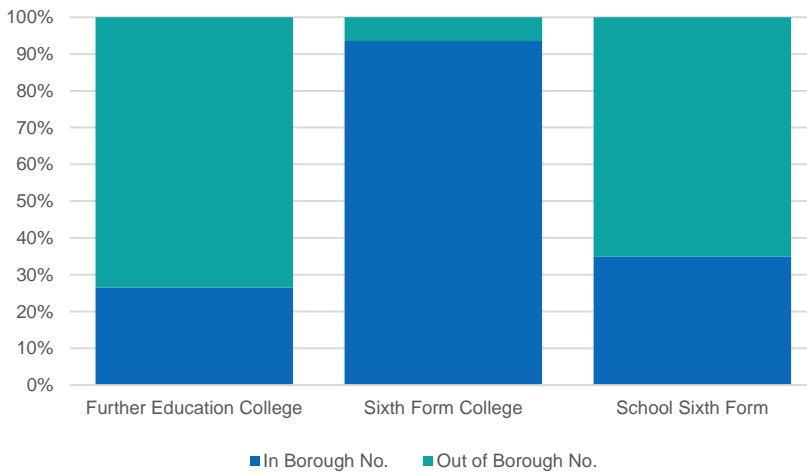
Activity Survey

Year 11 Leavers 2020

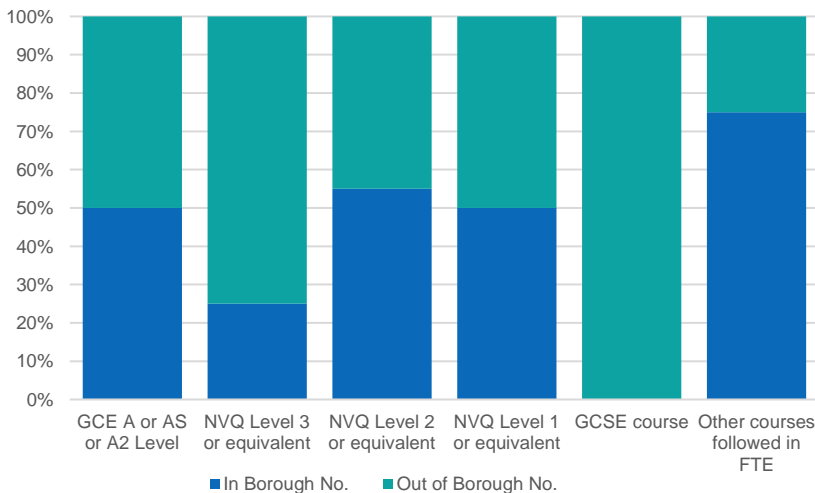
FTE Breakdown by Institution Type	In Borough		Out of Borough		Total	
	No.	%	No.	%	No.	%
Further Education College	13	9.3%	36	25.7%	49	35.0%
Sixth Form College	29	20.7%	2	1.4%	31	22.1%
School Sixth Form	21	15.0%	39	27.9%	60	42.9%
Repeating Year 11	0	0.0%	0	0.0%	0	0.0%
Educated at Home	0	0.0%	0	0.0%	0	0.0%
Custodial	0	0.0%	0	0.0%	0	0.0%
Total	63	45.0%	77	55.0%	140	100.0%

Residential Breakdown	No. of Students	% of Students
Bexley	90	60.4%
Bromley	1	0.7%
Greenwich	21	14.9%
Kent	35	23.5%
Newham	2	1.3%
Total	149	100%

* Residency as at 1st November 2020



FTE Breakdown by Course	In Borough		Out of Borough		Total	
	No.	%	No.	%	No.	%
GCE A or AS or A2 Level	35	25.0%	35	25.0%	70	50.0%
NVQ Level 3 or equivalent	8	5.7%	24	17.1%	32	22.9%
NVQ Level 2 or equivalent	11	7.9%	9	6.4%	20	14.3%
NVQ Level 1 or equivalent	6	4.3%	6	4.3%	12	8.6%
GCSE course	0	0.0%	2	1.4%	2	1.4%
Other courses followed in FTE	3	2.1%	1	0.7%	4	2.9%
Total	63	45.0%	77	55.0%	140	100.0%




St Columba's Catholic Boys School

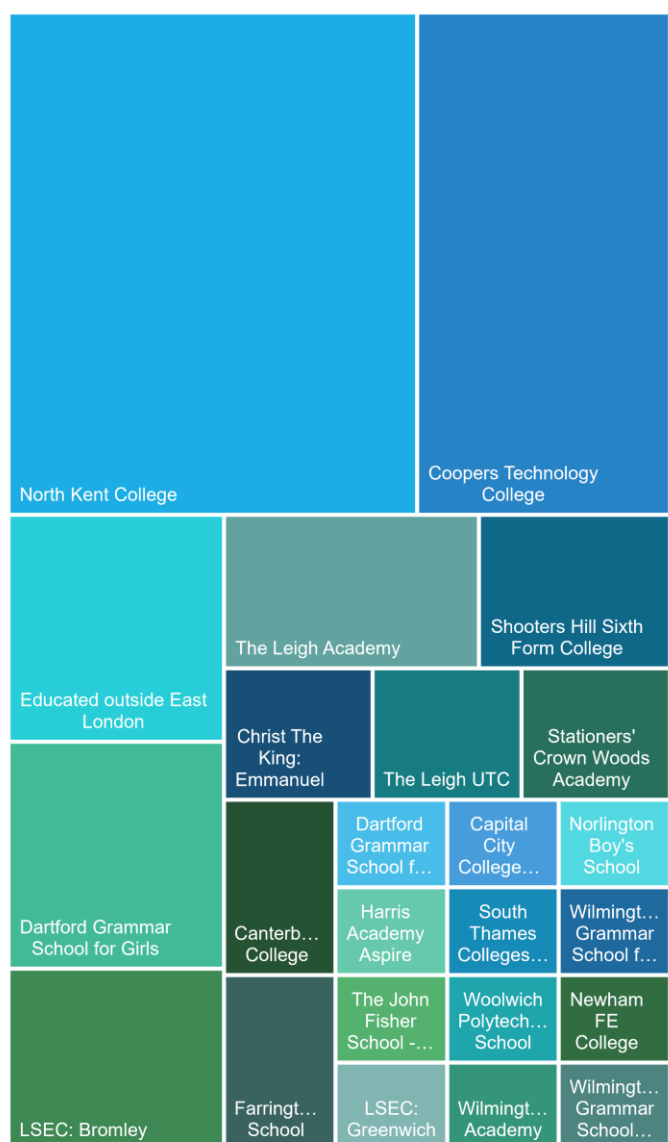
Activity Survey

Year 11 Leavers 2020

FTE Breakdown by Institution (In Borough)	No. of Students	% of Students
Beths Grammar School for Boys	6	9.5%
Chislehurst & Sidcup Grammar School	1	1.6%
Christ the King: St Mary's	29	46.0%
Cleeve Park School	1	1.6%
Haberdashers' Aske's Crayford Academy	2	3.2%
King Henry School	1	1.6%
LSEC: Bexley	13	20.6%
Townley Grammar School	9	14.3%
Welling School	1	1.6%
Total	63	100.0%



FTE Breakdown by Institution (Out of Borough)	No. of Students	% of Students
North Kent College	21	27.3%
Coopers Technology College	13	16.9%
Educated outside East London	5	6.5%
Dartford Grammar School for Girls	5	6.5%
LSEC: Bromley	4	5.2%
The Leigh Academy	4	5.2%
Shooters Hill Sixth Form College	3	3.9%
Christ The King: Emmanuel	2	2.6%
The Leigh UTC	2	2.6%
Stationers' Crown Woods Academy	2	2.6%
Canterbury College	2	2.6%
Farringtons School	2	2.6%
Dartford Grammar School for Boys	1	1.3%
Capital City College Group	1	1.3%
Norlington Boy's School	1	1.3%
Harris Academy Aspire	1	1.3%
The John Fisher School - Sutton	1	1.3%
LSEC: Greenwich	1	1.3%
South Thames Colleges Group	1	1.3%
Wilmington Grammar School for Girls	1	1.3%
Woolwich Polytechnic School	1	1.3%
Wilmington Academy	1	1.3%
Newham FE College	1	1.3%
Wilmington Grammar School Boys	1	1.3%
Total	77	100.0%



Institutions that have been merged into larger groups or have multiple campuses will only be listed once, and will be shown at the location of the main campus.

St Columba's Catholic Boys School

Activity Survey

Year 11 Leavers 2020

FTE Breakdown by subject (CRCI)	No. of Young People	%
Arts, Fine Arts, Crafts and Design	6	4.3%
Business Management	15	10.7%
Construction, Building Services and Crafts	10	7.1%
Dance and Music	1	0.7%
Developing IT Systems / ICT for Users	2	1.4%
Employability Training	1	0.7%
Engineering and Manufacturing Technologies	3	2.1%
Hospitality and Catering	1	0.7%
IT, ICT and Electronic Services	4	2.9%
Language, Literature and Culture of the British Isles	1	0.7%
Media, Publishing and Communication	1	0.7%
Motor Vehicle and Transportation	1	0.7%
Public Services	1	0.7%
Science	2	1.4%
Social Care and Counselling	1	0.7%
Specific Academic Courses	72	51.4%
Specific Vocational Courses	2	1.4%
Sport, Leisure and Recreation	8	5.7%
Travel and Tourism	3	2.1%
Unknown	5	3.6%
TOTAL	140	100.0%



Students undertaking AS levels/ GCSEs or International Baccalaureate are counted in 'Specific Academic Courses'.

Glossary

For Annual Activity Survey purposes destinations are grouped as follows:				For Annual Activity Survey Purposes courses are grouped as follows:			
RPA	Sub Group	Destination	DFE Activity Code	Course Level	Specific Course		
Meeting the Duty to Participate (In Learning)	Full time Education	School Sixth Form (Year 12)	210	A Levels	A Levels		
		Sixth Form College	220		International Baccalaureate		
		FE College	230	NVQ Level 3 or Equivalent	BTEC Level 3		
		Repeating Year 11	270		NVQ Level 3		
		Educated at Home	270		BTEC Level 2		
		LDD only - Independent Specialist Provider (ISP)	280	NVQ Level 2 or Equivalent	CACHE Certificate		
		Custodial Institution (Juvenile Offender 16/17)	290		City & Guilds		
	Full time Training	ESFA funded WBL	410	NVQ Level 1 or Equivalent	NVQ Level 2		
		Non - EFA/SFA funded training (eg private training)	430		BTEC Level 1		
		EFA / SFA Traineeship	450		Foundation Learning		
		LDD Supported Internship	460	NVQ Level 1			
	Apprenticeship	Apprenticeship	310	GCSE	GCSE		
	Employment with Training	Employment with accredited training	320	Other Courses followed in FTE	Access Course		
		Self Employment (with part-time study)	381		Basic Skills		
		Working not for Reward (with part-time study)	550		Entry Level		
	Working Towards Participation	Re-Engagement activities	530		ESOL		
		NEET - Start date agreed for RPA Compliant Destination	616		Pre Entry Level		
	Not meeting the Duty to Participate	Temporary Break from Learning	Supporting Family - Teenage Parent		630	Acronym	Description
			Illness	640			
			Pregnant	650			
Employment without training		Employment without Training	330	NEET	Not In Education, Employment or Training		
		Employment with non-accredited / in house training	340	EET	Education, Employment or Training		
		Temporary Employment	350	FTE	Full-time Education		
		Self Employed (no training)	380	CRCI	Connexion (Careers) Resource Centre Index		
Not Settled (Active)		Part-time education	250				
		Part-time Employment	360				
		Working not for Reward (no part-time study)	540				
		NEET - Start date agreed for non-RPA compliant Destination	615				
		Unemployed - Not ready for work or learning	610				
Unemployed - Seeking education, employment or training		619					
Not Settled (not Active)		Supporting Family - Young Carer	620				
		Not available - Religious Grounds	660				
		Never Economically Active	670				
No Response		Not Available - other	680				
		Unknown	810				
		Moved	Moved Away (YP no longer living in West London)	820			
Refused		Refused to disclose activity	830				