

Contents

1 Headline Chart / Gender Breakdown

All Destinations

All Destinations by Gender

2 FTE Breakdown & Residency

FTE Breakdown by Institution Type

FTE Breakdown by Course (In/Out of Borough)

Residency Breakdown of young people in education

3 FTE Institutions

FTE Breakdown by Institution (In Borough)

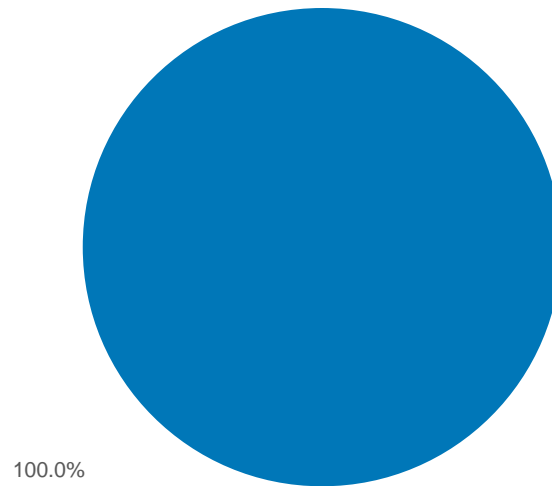
FTE Breakdown by Institution (Out of Borough)

4 FTE by Subject (CRCI)

Breakdown of subjects studied by young people in full-time education

5 Glossary

All Destinations



■ Full Time Education

		2019 School Leavers	%	Male	
Meeting the Duty to Participate (RPA)	Full Time Education	100	100.0%	100	100.0%
	Full Time Training	0	0.0%	0	0.0%
	Apprenticeship	0	0.0%	0	0.0%
	Employment with Training	0	0.0%	0	0.0%
	Working Towards Participation	0	0.0%	0	0.0%
	Total	100	100.0%	100	100.0%
Not Meeting the Duty to Participate	Temporary Break from Learning	0	0.0%	0	0.0%
	Employment without Training	0	0.0%	0	0.0%
	Not Settled (Active in the Labour Market)	0	0.0%	0	0.0%
	Not Settled (Not Active in the Labour Market)	0	0.0%	0	0.0%
	Unknown (Including moved away)	0	0.0%	0	0.0%
	Total	0	0.0%	0	0.0%
GRAND TOTAL		100	100%	100	100.0%

St Columba's Catholic Boys' School

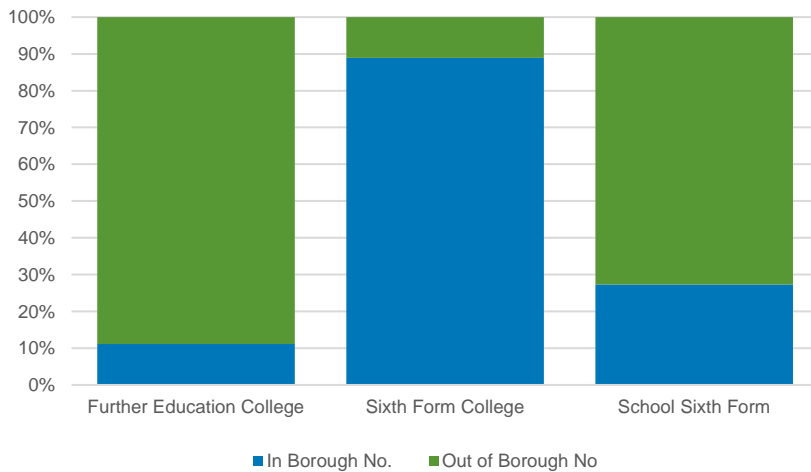
Activity Survey

Year 11 Leavers 2019

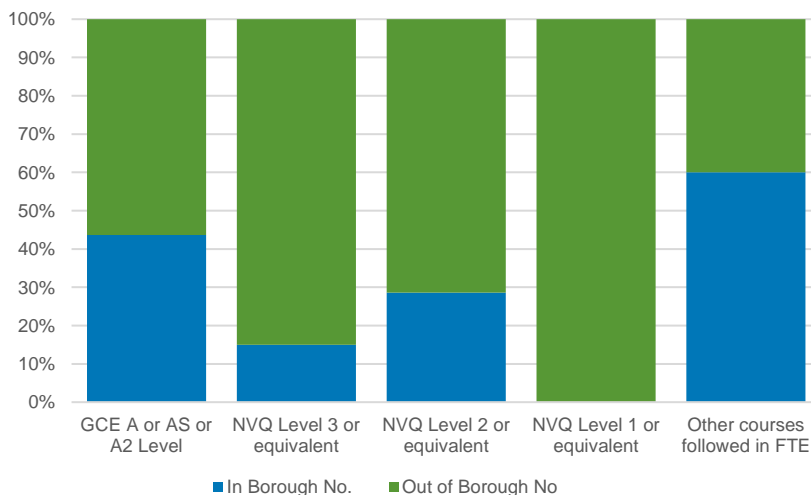
FTE Breakdown by Institution Type	In Borough		Out of Borough		Total	
	No.	%	No.	%	No.	%
Further Education College	3	3.0%	24	24.0%	27	27.0%
Sixth Form College	16	16.0%	2	2.0%	18	18.0%
School Sixth Form	15	15.0%	40	40.0%	55	55.0%
Repeating Year 11	0	0.0%	0	0.0%	0	0.0%
Educated at Home	0	0.0%	0	0.0%	0	0.0%
Custodial	0	0.0%	0	0.0%	0	0.0%
Total	34	34.0%	66	66.0%	100	100.0%

Residential Breakdown	No. of Students	% of Students
Bexley	61	61.0%
Bromley	1	1.0%
Greenwich	19	19.0%
Kent	18	18.0%
Lewisham	1	1.0%
Total	100	100%

*Residency breakdown of young people as at 1st November 2019



FTE Breakdown by Course	In Borough		Out of Borough		Total	
	No.	%	No.	%	No.	%
GCE A or AS or A2 Level	24	24.0%	31	31.0%	55	55.0%
NVQ Level 3 or equivalent	3	3.0%	17	17.0%	20	20.0%
NVQ Level 2 or equivalent	4	4.0%	10	10.0%	14	14.0%
NVQ Level 1 or equivalent	0	0.0%	6	6.0%	6	6.0%
GCSE course	0	0.0%	0	0.0%	0	0.0%
Other courses followed in FTE	3	3.0%	2	2.0%	5	5.0%
Total	34	34.0%	66	66.0%	100	100.0%




St Columba's Catholic Boys' School

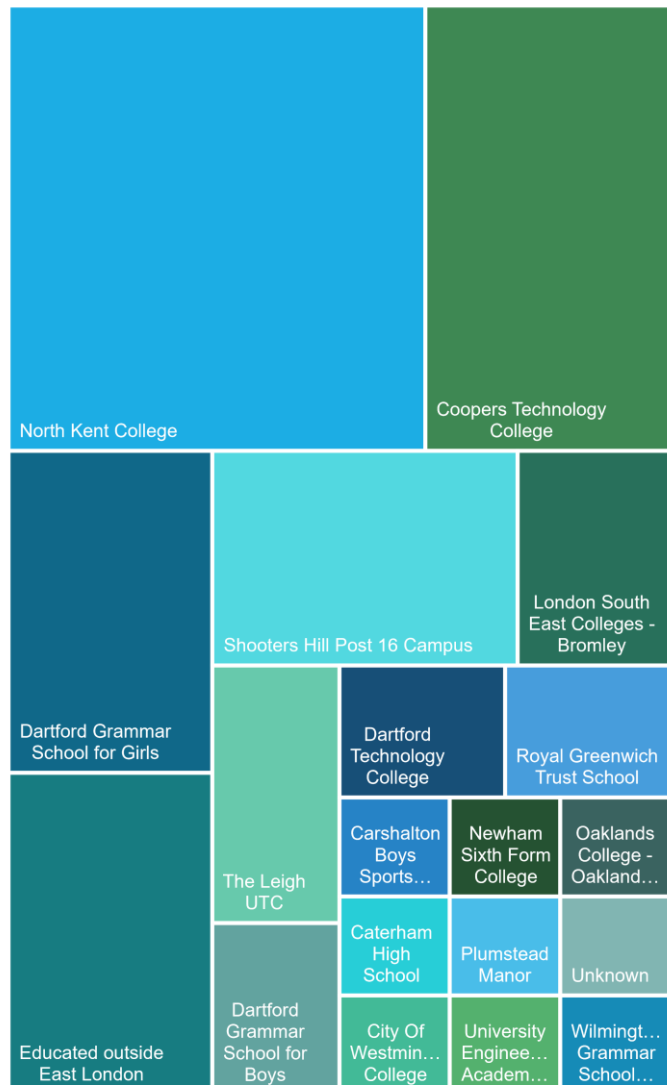
Activity Survey

Year 11 Leavers 2019

FTE Breakdown by Institution (In Borough)	No. of Students	% of Students
Beths Grammar School for Boys	7	20.6%
Christ the King: St Mary's	16	47.1%
Cleeve Park School	1	2.9%
Harris Academy Falconwood	3	8.8%
London South East Colleges - Bexley	3	8.8%
Townley Grammar School	3	8.8%
Welling School	1	2.9%
Total	34	100.0%



FTE Breakdown by Institution (Out of Borough)	No. of Students	% of Students
North Kent College	17	25.8%
Carshalton Boys Sports College	1	1.5%
Caterham High School	1	1.5%
City Of Westminster College	1	1.5%
Coopers Technology College	10	15.2%
Dartford Grammar School for Boys	2	3.0%
Dartford Grammar School for Girls	6	9.1%
Dartford Technology College	2	3.0%
Educated outside East London	6	9.1%
London South East Colleges - Bromley	3	4.5%
Newham Sixth Form College	1	1.5%
Oaklands College - Oaklands Campus	1	1.5%
Plumstead Manor	1	1.5%
Royal Greenwich Trust School	2	3.0%
Shooters Hill Post 16 Campus	6	9.1%
The Leigh UTC	3	4.5%
University Engineering Academy South Bank	1	1.5%
Unknown	1	1.5%
Wilmington Grammar School Boys	1	1.5%
Total	66	100.0%



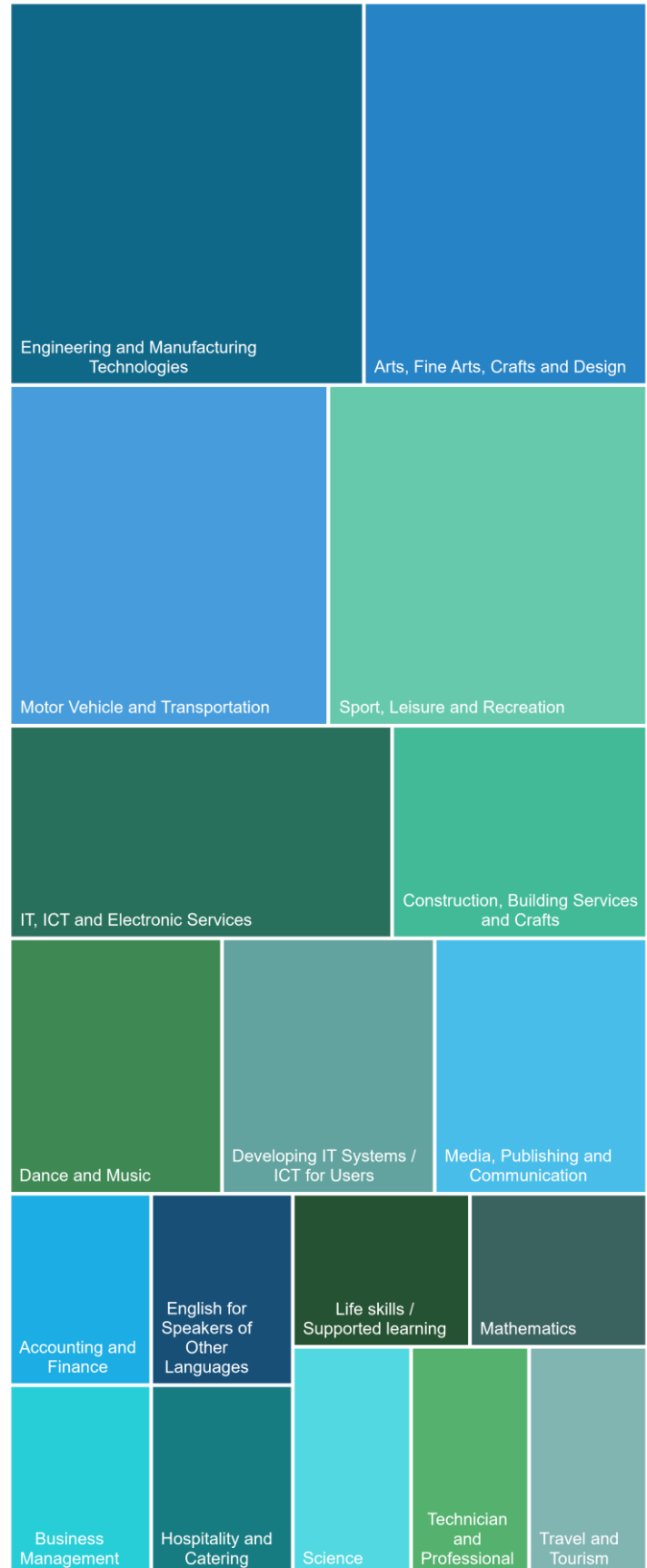
Institutions that have been merged into larger groups or have multiple campuses will only be listed once, and will be shown at the location of the main campus.

St Columba's Catholic Boys' School

Activity Survey

Year 11 Leavers 2019

FTE Breakdown by subject (CRCI)	No of Young People	%
Accounting and Finance	1	1.0%
Arts, Fine Arts, Crafts and Design	4	4.0%
Business Management	1	1.0%
Construction, Building Services and Crafts	2	2.0%
Dance and Music	2	2.0%
Developing IT Systems / ICT for Users	2	2.0%
Engineering and Manufacturing Technologies	5	5.0%
English for Speakers of Other Languages	1	1.0%
Hospitality and Catering	1	1.0%
IT, ICT and Electronic Services	3	3.0%
Life skills / Supported learning	1	1.0%
Mathematics	1	1.0%
Media, Publishing and Communication	2	2.0%
Motor Vehicle and Transportation	4	4.0%
Science	1	1.0%
Specific Academic Courses	50	50.0%
Specific Vocational Courses	13	13.0%
Sport, Leisure and Recreation	4	4.0%
Technician and Professional	1	1.0%
Travel and Tourism	1	1.0%
TOTAL	100	100.0%



Students undertaking AS levels/ GCSEs or International Baccalaureate are counted in 'Specific Academic Courses'.

Glossary

For Annual Activity Survey purposes destinations are grouped as follows:				For Annual Activity Survey Purposes courses are grouped as follows:	
RPA	Sub Group	Destination	DFE Activity Code	Course Level	Specific Course
Meeting the Duty to Participate (In Learning)	Full time Education	School Sixth Form (Year 12)	210	A Levels	AS Levels
		Sixth Form College	220		International Baccalaureate
		FE College	230	NVQ Level 3 or Equivalent	BTEC Level 3
		Repeating Year 11	270		NVQ Level 3
		Educated at Home	270	NVQ Level 2 or Equivalent	BTEC Level 2
		LDD only - Independent Specialist Provider (ISP)	280		CACHE Certificate
		Custodial Institution (Juvenile Offender 16/17)	290		City & Guilds
	Full time Training	EFA/SFA funded training (not employed)	410	NVQ Level 1 or Equivalent	NVQ Level 2
		Non - EFA/SFA funded training (eg private training)	430		BTEC Level 1
		EFA / SFA Traineeship	450		Foundation Learning
		LDD Supported Internship	460		NVQ Level 1
	Apprenticeship	Apprenticeship	310	GCSE	GCSE
	Employment with Training	Employment with accredited training	320	Other Courses followed in FTE	Access Course
		Self Employment (with part-time study)	381		Basic Skills
		Working not for Reward (with part-time study)	550		Entry Level
	Working Towards Participation	Re-Engagement activities	530		ESOL
		NEET - Start date agreed for RPA Compliant Destination	616		Pre Entry Level
	Not meeting the Duty to Participate	Temporary Break from Learning	Supporting Family - Teenage Parent		630
			Illness	640	
			Pregnant	650	
Employment without training		Employment without Training	330		
		Employment with non-accredited / in house training	340		
		Temporary Employment	350		
		Self Employed (no training)	380		
Not Settled (Active)		Part-time education	250		
		Part-time Employment	360		
		Working not for Reward (no part-time study)	540		
		NEET - Start date agreed for non-RPA compliant Destination	615		
		Unemployed - Not ready for work or learning	610		
		Unemployed - Seeking education, employment or training	619		
Not Settled (not Active)		Supporting Family - Young Carer	620		
		Not available - Religious Grounds	660		
		Never Economically Active	670		
		Not Available - other	680		
No Response		Unknown	810		
Moved		Moved Away (YP no longer living in West London)	820		
Refused		Refused to disclose activity	830		

Acronym	Description
NEET	Not In Education, Employment or Training
EET	Education, Employment or Training
FTE	Full-time Education
CRCI	Connexion (Careers) Resource Centre Index