



St Columba's Catholic Boys' School

**Learning
from home
2020**



St Columba's
Catholic Boys' School

Via the school website: Select Links/RM Unify

The screenshot shows the website for St Columba's Catholic Boys' School. At the top left is the school's logo and name. To the right is the motto: "A Christian community where everyone has the right to be happy, be safe and achieve." Below this is a navigation bar with buttons for Home, About Us, Vision, Information, Curriculum, Students, Contact, Gallery, and Links. The Links button is highlighted, and a dropdown menu is open, listing various services. A red arrow points from the text above to the 'RM Unify' link, which is also enclosed in a red box. Below the navigation bar is a large yellow banner with the text "DON'T FORGET THE SUPER 6" and "PEN PENCIL RULER CALCULATOR PLANNER READING BOOK". At the bottom of the page, there are several small images, including one of an Ofsted report.

St Columba's Catholic Boys' School

A Christian community where everyone has the right to be happy, be safe and achieve.

Home About Us Vision Information Curriculum Students Contact Gallery Links

Doddle

GCSEpod

Office 365

RM Unify

School Email

SIMS Learning Gateway

LGfL Open Check

Parent Speak

ParentPay

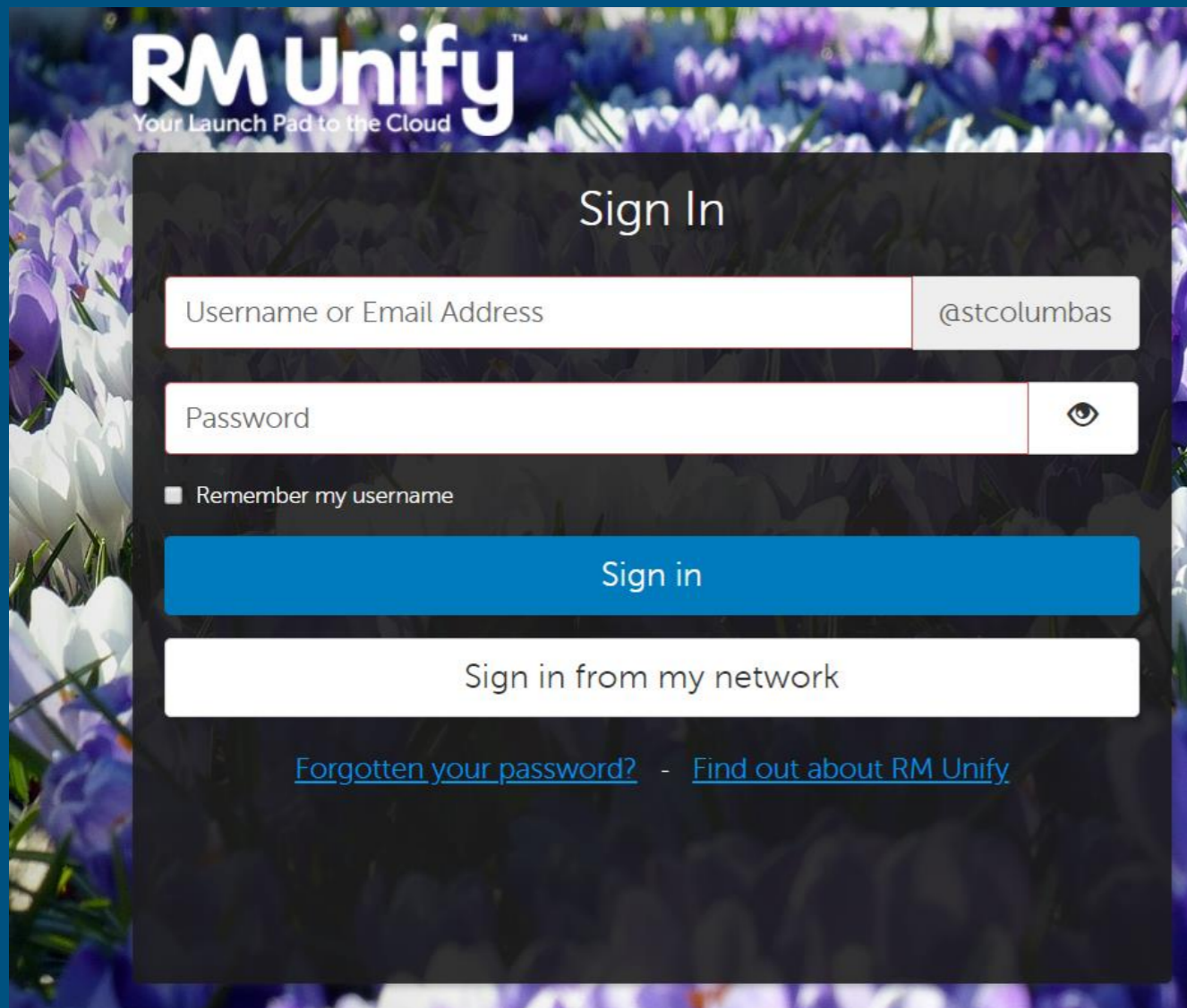
Accelerated Reader

Eclipse.net

Ofsted REPORTS

RM Unify:

Log in using your school credentials



RM Unify™
Your Launch Pad to the Cloud

Sign In

Username or Email Address @stcolumbas

Password

Remember my username

Sign in

Sign in from my network

[Forgotten your password?](#) - [Find out about RM Unify](#)

This is the same username and password you use to log in at school.

Example username:
16Turner

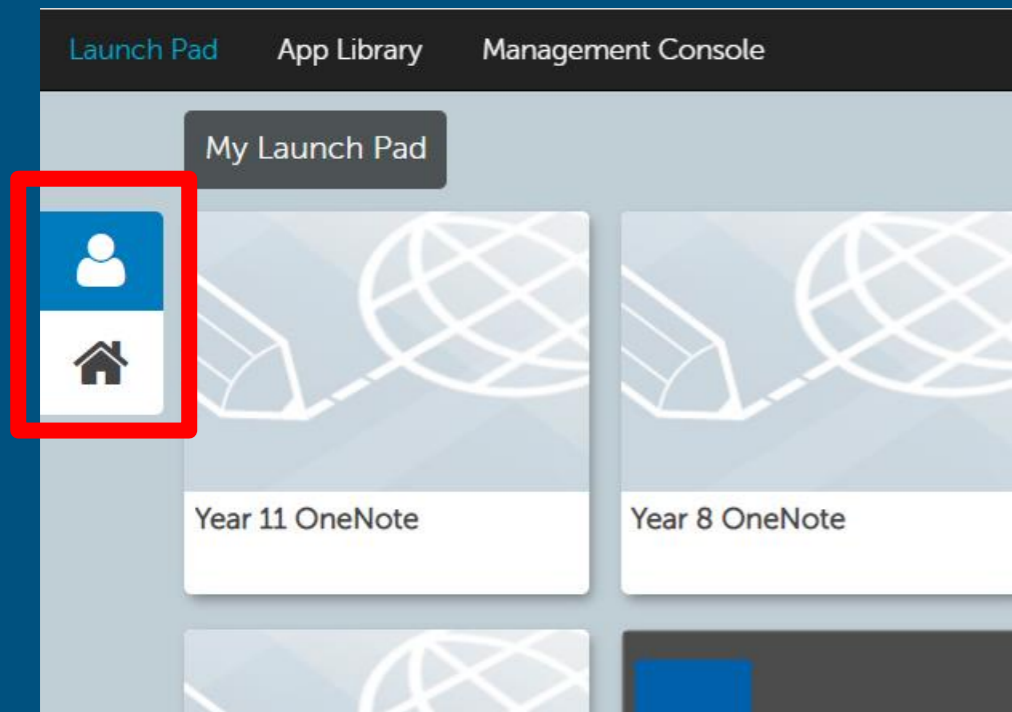
Note there is @stcolumbas AFTER the username in this screenshot.

N.B. Your full email address is (e.g.)
16Turner@st-columbas.bexley.sch.uk



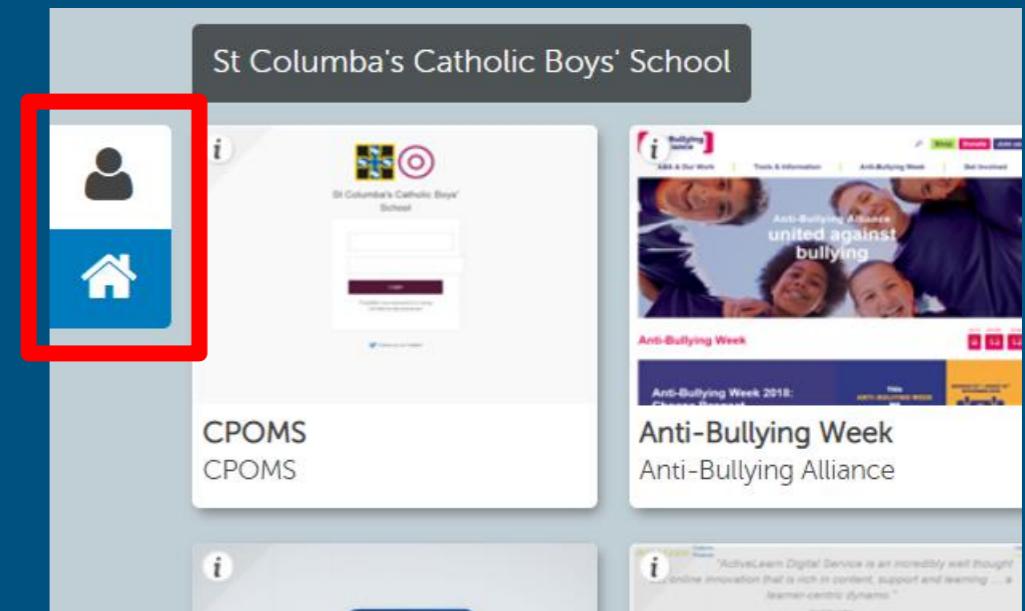
St Columba's
Catholic Boys' School

Note there are TWO launchpads –



Your own launchpad (used for adding your own useful bookmarks)

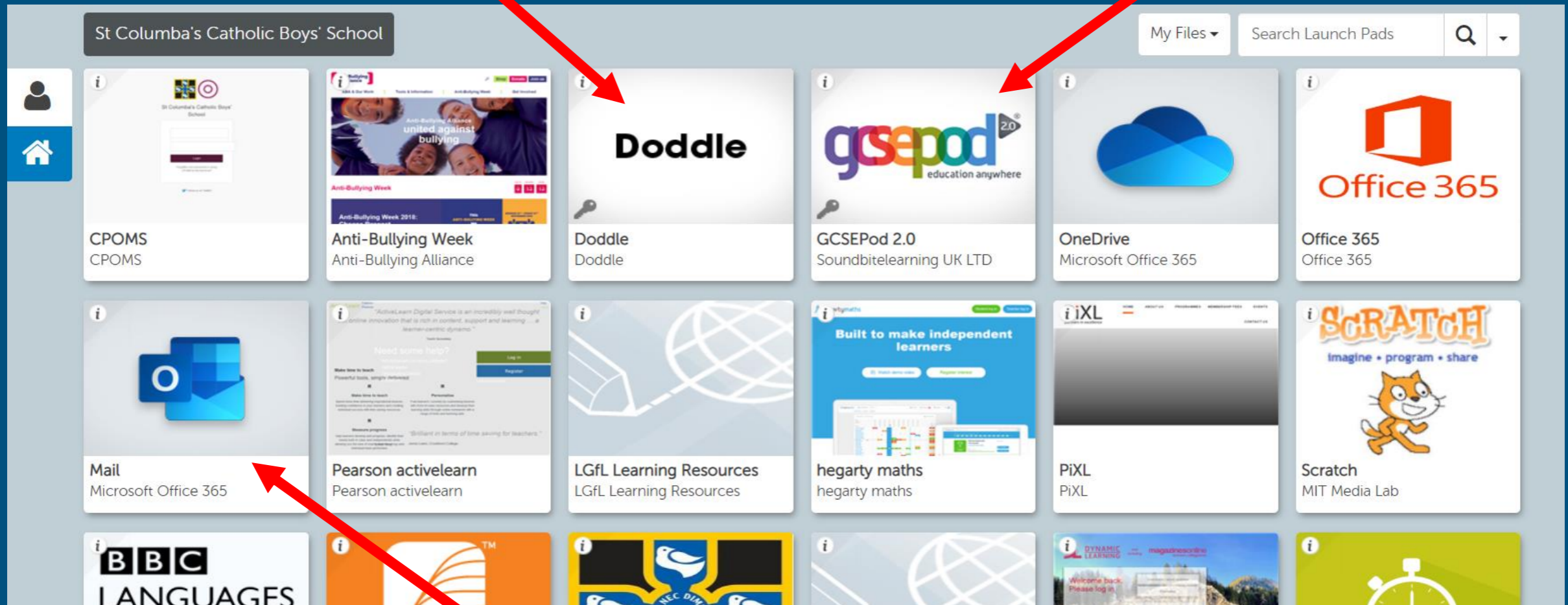
The school launchpad (containing pre-set tiles)



On the SCHOOL LAUNCHPAD, there are THREE tiles that you will need when learning from home:

Doddle

GCSEPod

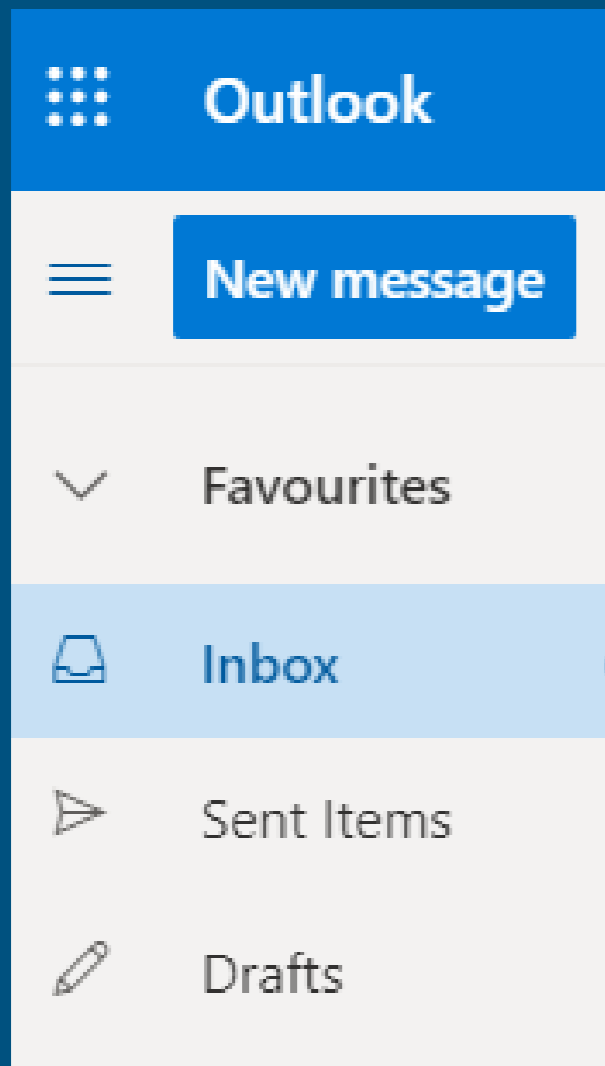


Email

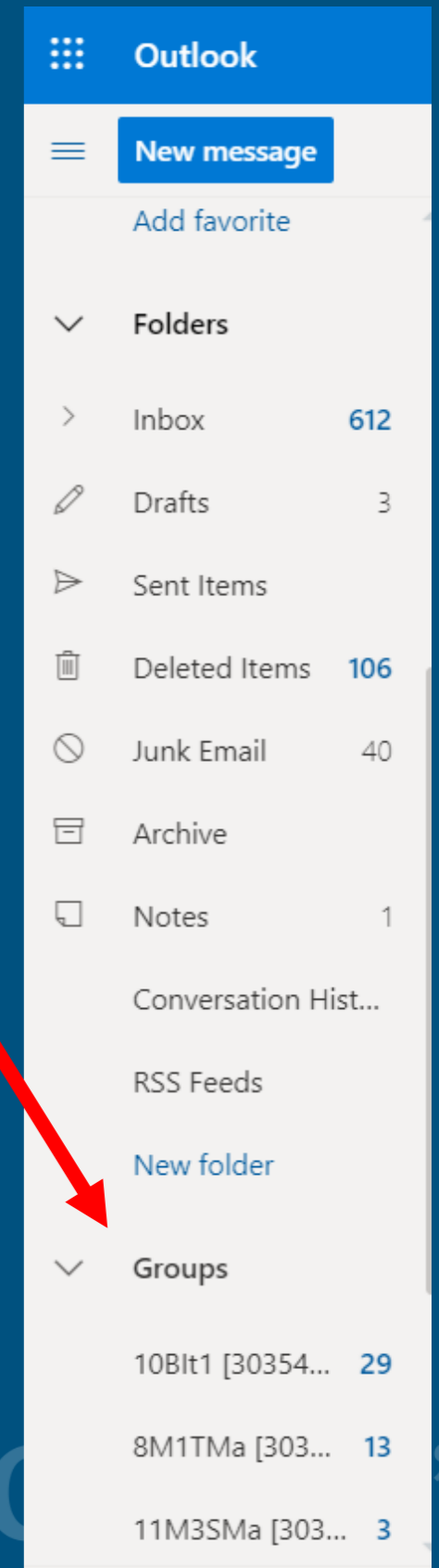


St Columba's
Catholic Boys' School

OUTLOOK/EMAIL (also available as an app)



You may need to scroll down for group emails



Doddle:

DODDLE



[Find out more about Doddle...](#)


Parent


Student & Teacher

School Admin

Student & Teacher Login

 St Columba's Catholic Boys' School DA6 7QB 

 ltr@st-columbas.bexley.sch.uk



Log in

[Forgotten your password?](#)




St Columba's
Catholic Boys' School

GCSEPod

Never used
GCSEPod
before?

Forgotten
your details?



The screenshot shows the GCSEPod login interface. At the top right is the GCSEPod logo with the tagline 'education on demand'. Below the logo is a 'LOGIN' section. A red arrow points from the text 'Never used GCSEPod before?' to a pink button labeled 'NEW HERE? GET STARTED'. Below this button are two input fields: 'USERNAME OR EMAIL ADDRESS' and 'PASSWORD'. A dark purple 'LOGIN' button is positioned below the password field. Underneath is the 'SIGN IN WITH:' section, featuring two buttons: 'Sign in with Google' (with the Google logo) and 'Sign in with Office 365' (with the Office 365 logo). A note below these buttons states: 'Your GCSEPod account and external account must have matching email addresses.' At the bottom of the login section is a 'NEED HELP?' section with a purple button labeled 'I'VE FORGOTTEN MY LOGIN DETAILS' and a light blue button labeled 'INFO FOR PARENTS / CARERS (NO LOGIN REQUIRED)'. A second red arrow points from the text 'Forgotten your details?' to the 'I'VE FORGOTTEN MY LOGIN DETAILS' button.



For queries about logging in to

- **RM Unify**
- **Outlook**
- **Doddle**
- **GCSEPod**

contact Mrs Turner at:

ltr@st-columbas.bexley.sch.uk



St Columba's
Catholic Boys' School