

Contents

1 Headline Chart / Gender Breakdown

All Destinations

All Destinations by Gender

2 FTE Breakdown

FTE Breakdown by Institution (In Borough)

FTE Breakdown by Institution (Out of Borough)

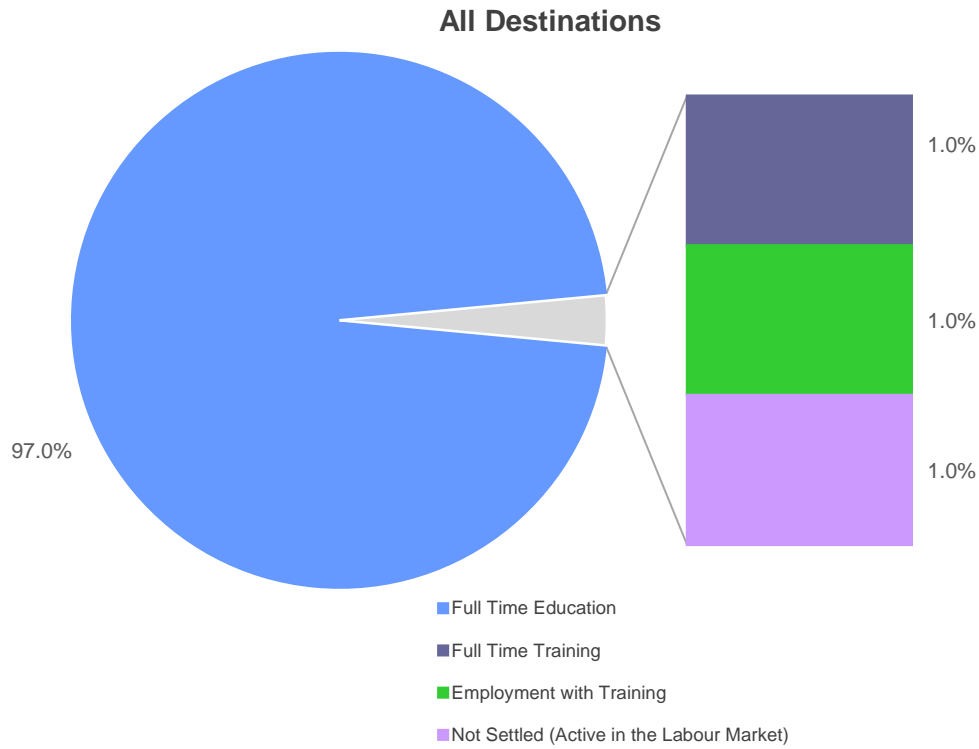
FTE Breakdown by Institution type

3 FTE by Subject (CRCI)

Breakdown of subjects studied by young people in full-time education

FTE Breakdown by Course (In/Out of Borough)

4 Glossary



		2018 School Leavers	%	Male		Female	
Meeting the Duty to Participate (RPA)	Full Time Education	97	97.0%	97	97.0%	0	0.0%
	Full Time Training	1	1.0%	1	1.0%	0	0.0%
	Apprenticeship	0	0.0%	0	0.0%	0	0.0%
	Employment with Training	1	1.0%	1	1.0%	0	0.0%
	Working Towards Participation	0	0.0%	0	0.0%	0	0.0%
	Total	99	99.0%	99	99.0%	0	0.0%
Not Meeting the Duty to Participate	Temporary Break from Learning	0	0.0%	0	0.0%	0	0.0%
	Employment without Training	0	0.0%	0	0.0%	0	0.0%
	Not Settled (Active in the Labour Market)	1	1.0%	1	1.0%	0	0.0%
	Not Settled (Not Active in the Labour Market)	0	0.0%	0	0.0%	0	0.0%
	Unknown (Including moved away)	0	0.0%	0	0.0%	0	0.0%
	Total	1	1.0%	1	1.0%	0	0.0%
GRAND TOTAL		100	100%	100	100.0%	0	0.0%

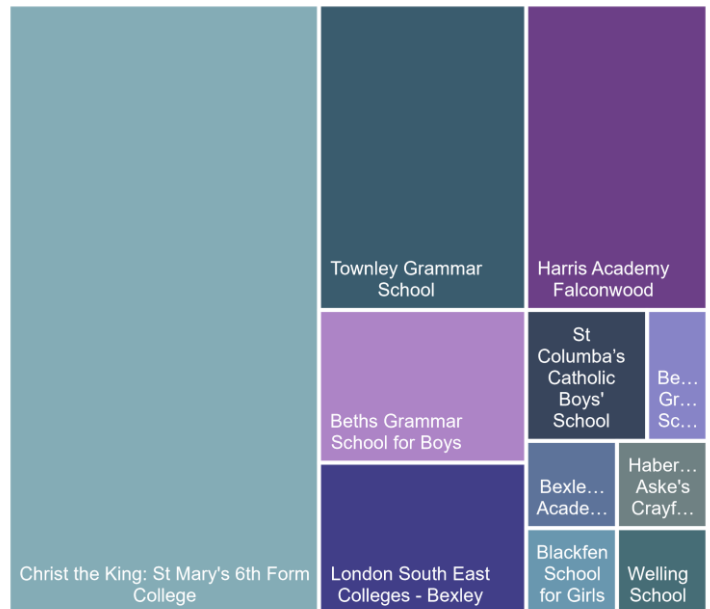
St Columba's Catholic Boys School

Activity Survey

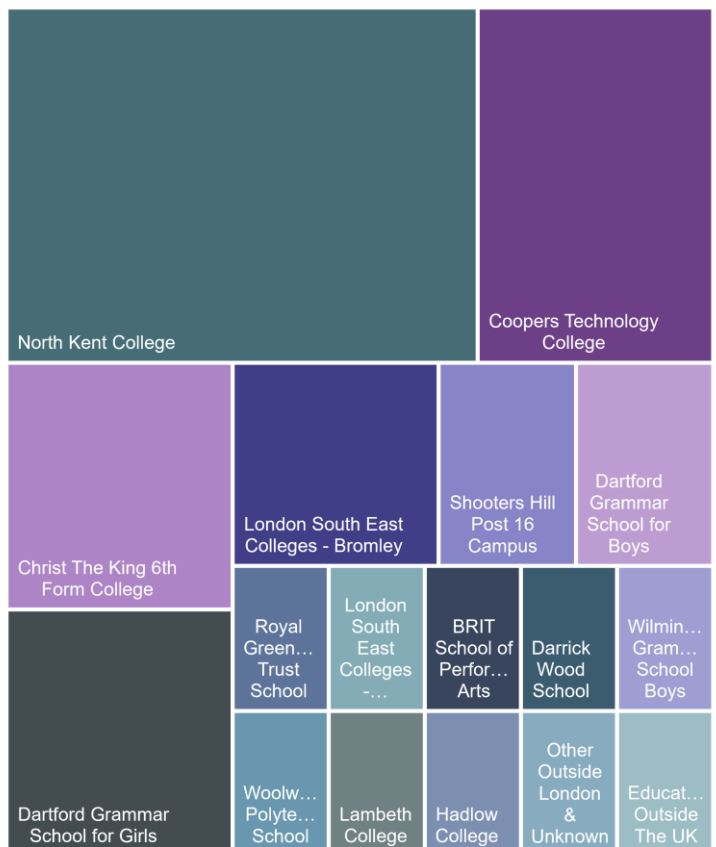
Year 11 Leavers 2018

FTE Breakdown by Institution Type	In Borough		Out of Borough		Total	
	No.	%	No.	%	No.	%
Further Education College	4	4.1%	18	18.6%	22	22.7%
Sixth Form College	24	24.7%	4	4.1%	28	28.9%
School Sixth Form	25	25.8%	21	21.6%	46	47.4%
Repeating Year 11	1	1.0%	0	0.0%	1	1.0%
Total	54	55.7%	43	44.3%	97	100.0%

FTE Breakdown by Institution (In Borough)	No. of Students	% of Students
Beths Grammar School for Boys	4	7.4%
Bexley Grammar School	1	1.9%
Bexleyheath Academy	1	1.9%
Blackfen School for Girls	1	1.9%
Christ the King: St Mary's 6th Form College	24	44.4%
Haberdashers' Aske's Crayford Academy	1	1.9%
Harris Academy Falconwood	7	13.0%
London South East Colleges - Bexley	4	7.4%
St Columba's Catholic Boys' School	2	3.7%
Townley Grammar School	8	14.8%
Welling School	1	1.9%
Total	54	100.0%



FTE Breakdown by Institution (Out of Borough)	No. of Students	% of Students
Christ The King 6th Form College	4	9.3%
Shooters Hill Post 16 Campus	2	4.7%
Royal Greenwich Trust School	1	2.3%
Woolwich Polytechnic School	1	2.3%
London South East Colleges - Greenwich	1	2.3%
Lambeth College	1	2.3%
Coopers Technology College	6	14.0%
London South East Colleges - Bromley	3	7.0%
BRIT School of Performing Arts	1	2.3%
Darrick Wood School	1	2.3%
North Kent College	12	27.9%
Dartford Grammar School for Girls	4	9.3%
Dartford Grammar School for Boys	2	4.7%
Wilmington Grammar School Boys	1	2.3%
Hadlow College	1	2.3%
Other Outside London & Unknown	1	2.3%
Educated Outside The UK	1	2.3%
Total	43	100.0%



Institutions that have merged into larger groups or have multiple campuses will only be listed once, and will be shown at the location of the main campus.

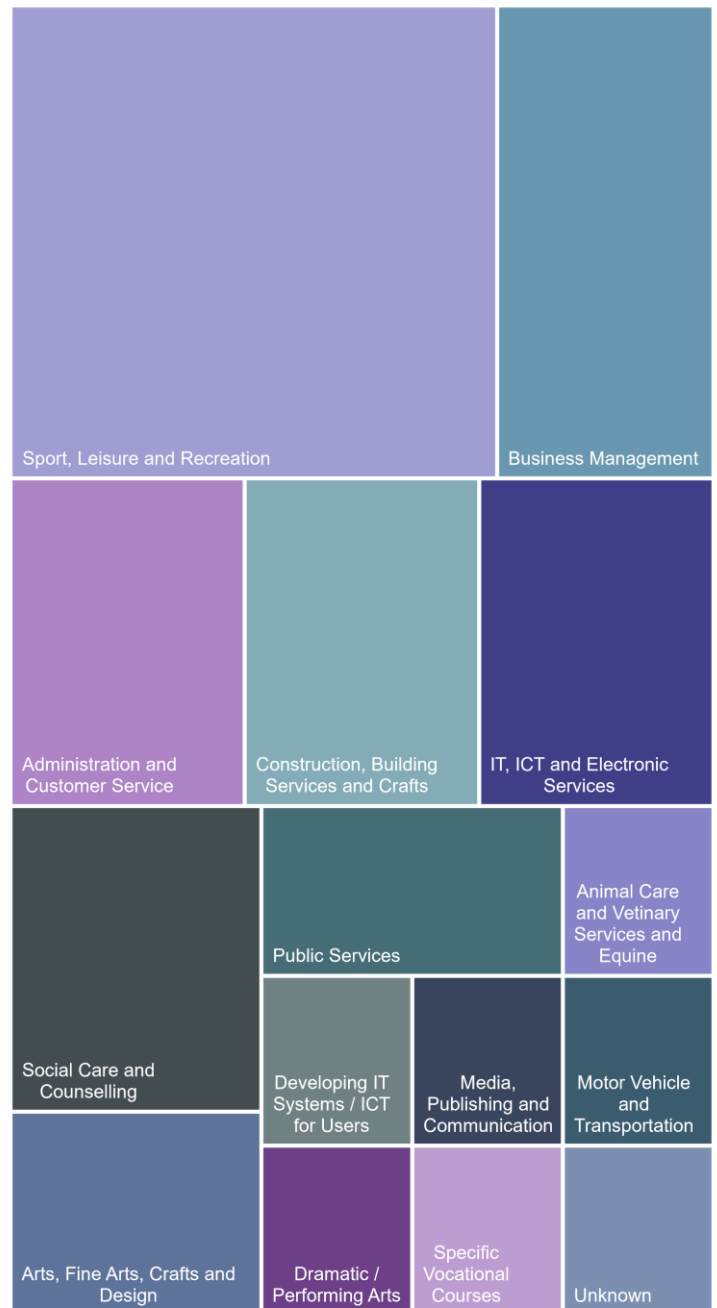
St Columba's Catholic Boys' School

Activity Survey

Year 11 Leavers 2018

FTE Breakdown by Course	No. of Students				Total
	In Borough		Out of Borough		
	No. of Students	% of Students	No. of Students	% of Students	
GCE A or AS or A2 Level	40	70.2%	17	29.8%	57
NVQ Level 3 or equivalent	8	42.1%	11	57.9%	19
NVQ Level 2 or equivalent	2	28.6%	5	71.4%	7
NVQ Level 1 or equivalent	1	20.0%	4	80.0%	5
GCSE course	2	66.7%	1	33.3%	3
Other courses followed in FTE	1	16.7%	5	83.3%	6
Total	54	55.7%	43	44.3%	97

FTE Breakdown by subject (CRCI)	No of Young People	%
Administration and Customer Service	3	3.1%
Animal Care and Veterinary Services and Equine	1	1.0%
Arts, Fine Arts, Crafts and Design	2	2.1%
Business Management	4	4.1%
Construction, Building Services and Crafts	3	3.1%
Developing IT Systems / ICT for Users	1	1.0%
Dramatic / Performing Arts	1	1.0%
IT, ICT and Electronic Services	3	3.1%
Media, Publishing and Communication	1	1.0%
Motor Vehicle and Transportation	1	1.0%
Public Services	2	2.1%
Social Care and Counselling	3	3.1%
Specific Academic Courses	61	62.9%
Specific Vocational Courses	1	1.0%
Sport, Leisure and Recreation	9	9.3%
Unknown	1	1.0%
TOTAL	97	100.0%



Students undertaking AS levels/ GCSEs or International Baccalaureate are counted in 'Specific Academic Courses'.

Glossary

For Annual Activity Survey purposes destinations are grouped as follows:				For Annual Activity Survey Purposes courses are grouped as follows:			
RPA	Sub Group	Destination	DFE Activity Code	Course Level	Specific Course		
Meeting the Duty to Participate (In Learning)	Full time Education	School Sixth Form (Year 12)	210	A Levels	AS Levels		
		Sixth Form College	220		International Baccalaureate		
		FE College	230	NVQ Level 3 or Equivalent	BTEC Level 3		
		Repeating Year 11	270		NVQ Level 3		
		Educated at Home	270	NVQ Level 2 or Equivalent	BTEC Level 2		
		LDD only - Independent Specialist Provider (ISP)	280		CACHE Certificate		
		Custodial Institution (Juvenile Offender 16/17)	290		City & Guilds		
	Full time Training	EFA/SFA funded training (not employed)	410	NVQ Level 1 or Equivalent	NVQ Level 2		
		Non - EFA/SFA funded training (eg private training)	430		BTEC Level 1		
		EFA / SFA Traineeship	450		Foundation Learning		
		LDD Supported Internship	460		NVQ Level 1		
	Apprenticeship	Apprenticeship	310	GCSE	GCSE		
	Employment with Training	Employment with accredited training	320	Other Courses followed in FTE	Access Course		
		Self Employment (with part-time study)	381		Basic Skills		
		Working not for Reward (with part-time study)	550		Entry Level		
	Working Towards Participation	Re-Engagement activities	530		ESOL		
		NEET - Start date agreed for RPA Compliant Destination	616		Pre Entry Level		
	Not meeting the Duty to Participate	Temporary Break from Learning	Supporting Family - Teenage Parent	630	Other Courses followed in FTE	Unknown Course	
			Illness	640			
			Pregnant	650			
Employment without training		Employment without Training	330	Acronym		Description	
		Employment with non-accredited / in house training	340			NEET	Not In Education, Employment or Training
		Temporary Employment	350			EET	Education, Employment or Training
		Self Employed (no training)	380			FTE	Full-time Education
Not Settled (Active)		Part-time education	250	CRCI		Connexion (Careers) Resource Centre Index	
		Part-time Employment	360				
		Working not for Reward (no part-time study)	540				
		NEET - Start date agreed for non-RPA compliant Destination	615				
		Unemployed - Not ready for work or learning	610				
Not Settled (not Active)		Unemployed - Seeking education, employment or training	619				
		Supporting Family - Young Carer	620				
		Not available - Religious Grounds	660				
		Never Economically Active	670				
No Response		Not Available - other	680				
		Unknown	810				
		Moved	Moved Away (YP no longer living in West London)	820			
Refused		Refused to disclose activity	830				