

St Columba's Catholic For Boys Activity Survey

Year 11 Leavers 2016

Contents

1 **Headline Chart**

All Destinations

2 **Breakdown of Full-time Education**

FTE Breakdown by In/Out of Borough

FTE Breakdown by Institution type

3 **FTE Breakdown (In Borough)**

FTE Breakdown by Institution (In Borough)

FTE Breakdown by Course (In Borough)

4 **FTE Breakdown (Out of Borough)**

FTE Breakdown by Institution (Out of Borough)

FTE Breakdown by Course (Out of Borough)

5 **FTE by Subject (CRCI)**

Breakdown of subjects studied by young people in full-time education

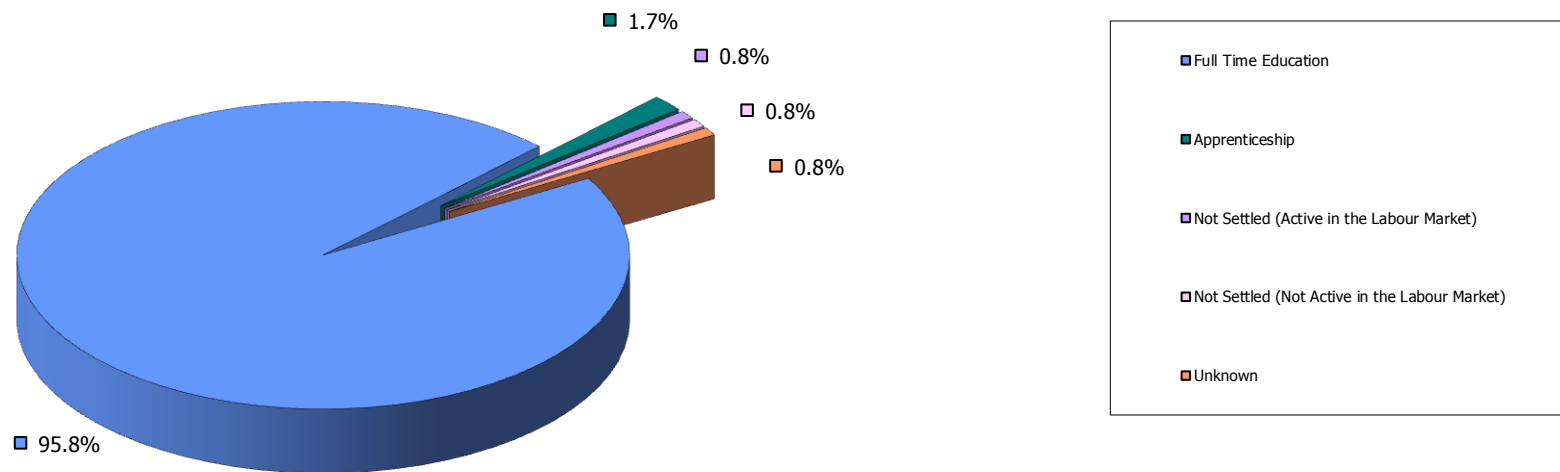
6 **Occupational Codes (SOC)**

Breakdown of Occupational area entered by Young People in Training, Apprenticeships or Employment

7 **Glossary**

St Columba's Catholic For Boys Activity Survey Year 11 Leavers 2016

All Destinations



	Meeting the Duty to Participate (RPA)						NOT Meeting the Duty to Participate						GRAND TOTAL
	Full Time Education	Full Time Training	Apprenticeship	Employment with Training	Working Towards Participation	Total	Temporary Break from Learning	Employment without Training	Not Settled (Active in the Labour Market)	Not Settled (Not Active in the Labour Market)	Unknown	Total	
2016 School Leavers	114	0	2	0	0	116	0	0	1	1	1	3	119
%	95.8%	0.0%	1.7%	0.0%	0.0%	97.5%	0.0%	0.0%	0.8%	0.8%	0.8%	2.5%	100.0%

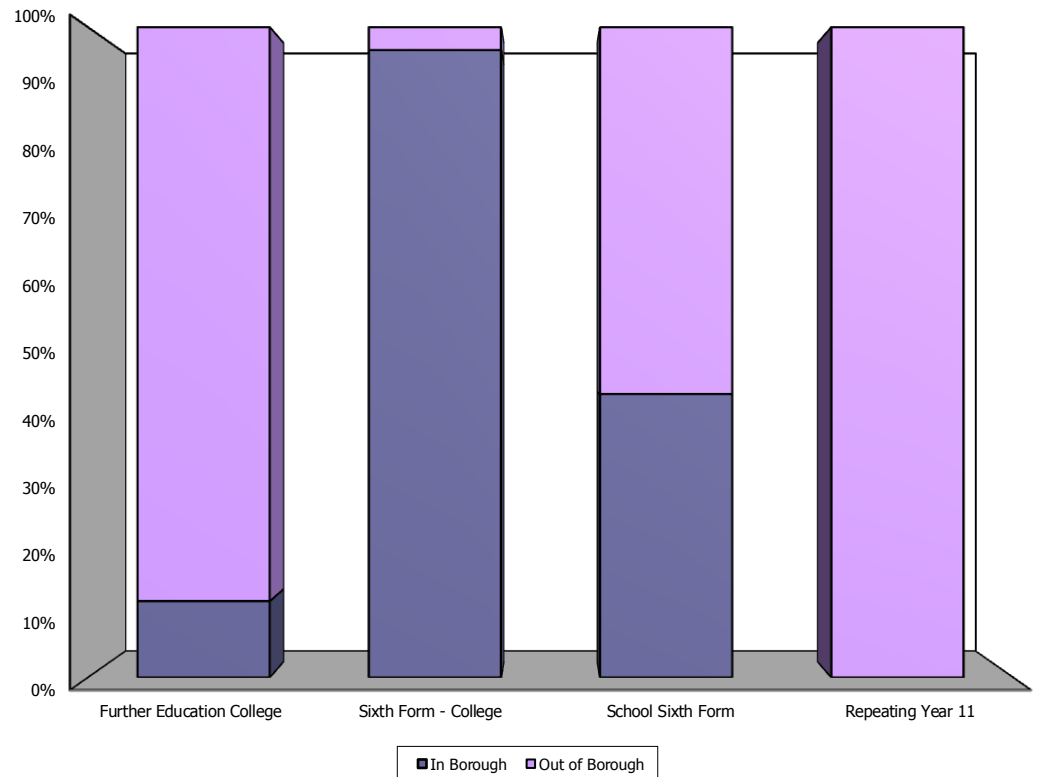
St Columba's Catholic For Boys Activity Survey

Year 11 Leavers 2016

	No. of Students	%
Studying In Borough	74	64.9%
Studying Out of Borough	40	35.1%
Total	114	100.0%

FTE Breakdown by Institution Type	In Borough		Out of Borough		Total	
	No.	%	No	%	No.	%
Further Education College	2	1.8%	15	13.2%	17	14.9%
Sixth Form - College	55	48.2%	2	1.8%	57	50.0%
School Sixth Form	17	14.9%	22	19.3%	39	34.2%
Repeating Year 11	0	0.0%	1	0.9%	1	0.9%
Educated at Home	0	0.0%	0	0.0%	0	0.0%
Total	74	64.9%	40	35.1%	114	100.0%

FTE Breakdown by Institution type

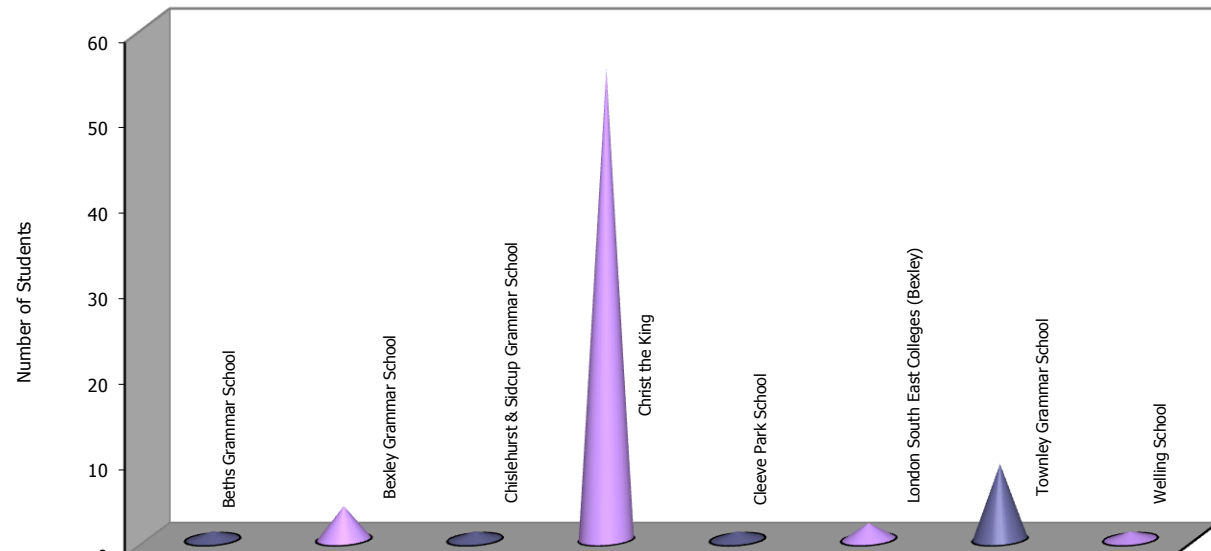


St Columba's Catholic For Boys Activity Survey Year 11 Leavers 2016

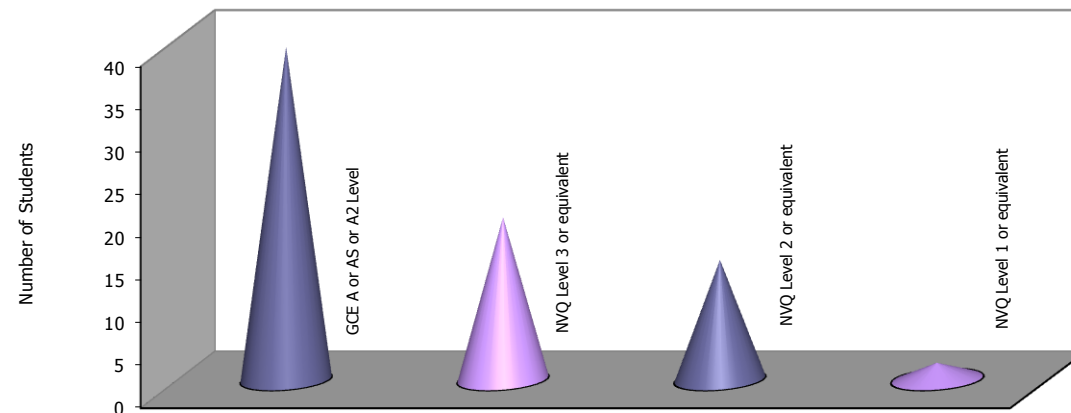
FTE Breakdown by Institution (In Borough)	No. of Students	% of Students
Repeating Year 11 in Original School	0	0.0%
Beths Grammar School	1	1.4%
Bexley Business Academy	0	0.0%
Bexley Grammar School	4	5.4%
Bexleyheath Academy	0	0.0%
Blackfen School for Girls	0	0.0%
Chislehurst & Sidcup Grammar School	1	1.4%
Christ the King	55	74.3%
Cleeve Park School	1	1.4%
Erith School	0	0.0%
Haberdashers' Aske's Crayford Academy	0	0.0%
Harris Academy	0	0.0%
London South East Colleges (Bexley)	2	2.7%
Marlborough School	0	0.0%
Townley Grammar School	9	12.2%
Trinity Church of England School	0	0.0%
Welling School	1	1.4%
Woodside School	0	0.0%
Other Bexley	0	0.0%
Total	74	100.0%

FTE Breakdown by Course (In Borough)	No. of Students	% of Students
GCE A or AS or A2 Level	39	52.7%
NVQ Level 3 or equivalent	19	25.7%
NVQ Level 2 or equivalent	14	18.9%
NVQ Level 1 or equivalent	2	2.7%
GCSE course	0	0.0%
Other courses followed in FTE	0	0.0%
Total	74	100.0%

FTE Breakdown by Institution (In Borough)



FTE Breakdown by Course (In Borough)

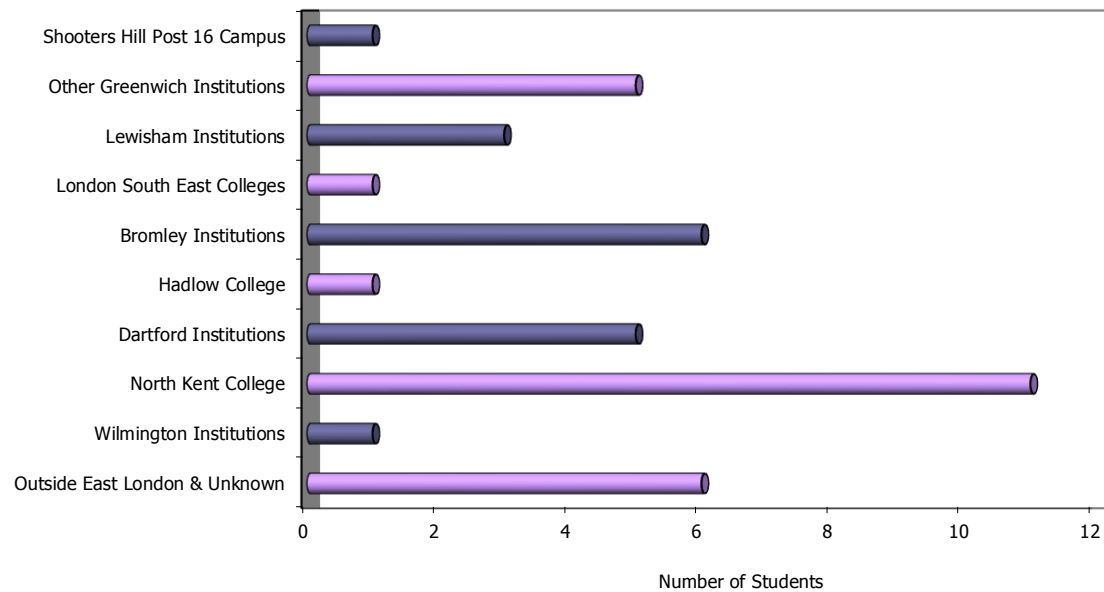


St Columba's Catholic For Boys Activity Survey

Year 11 Leavers 2016

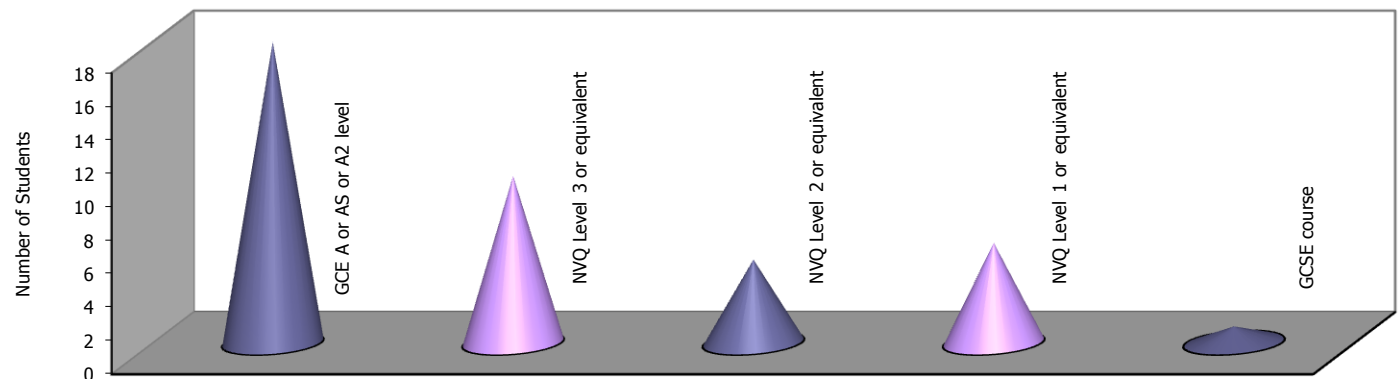
FTE Breakdown by Institution (Out of Borough)	No. of Students	% of Students
Shooters Hill Post 16 Campus	1	2.5%
Other Greenwich Institutions	5	12.5%
Lewisham Institutions	3	7.5%
London South East Colleges	1	2.5%
Bromley Institutions	6	15.0%
Hadlow College	1	2.5%
Other East London Institutions	0	0.0%
Dartford Institutions	5	12.5%
North Kent College	11	27.5%
Wilmington Institutions	1	2.5%
Central London Institutions	0	0.0%
Outside East London & Unknown	6	15.0%
Educated Outside the UK	0	0.0%
Grand Total	40	100.0%

FTE Breakdown by Institution (Out of Borough)



FTE Breakdown by Course (Out of Borough)	No. of Students	% of Students
GCE A or AS or A2 level	18	45.0%
NVQ Level 3 or equivalent	10	25.0%
NVQ Level 2 or equivalent	5	12.5%
NVQ Level 1 or equivalent	6	15.0%
GCSE course	1	2.5%
Other courses followed in FTE	0	0.0%
Total	40	100.0%

FTE Breakdown by Course (Out of Borough)

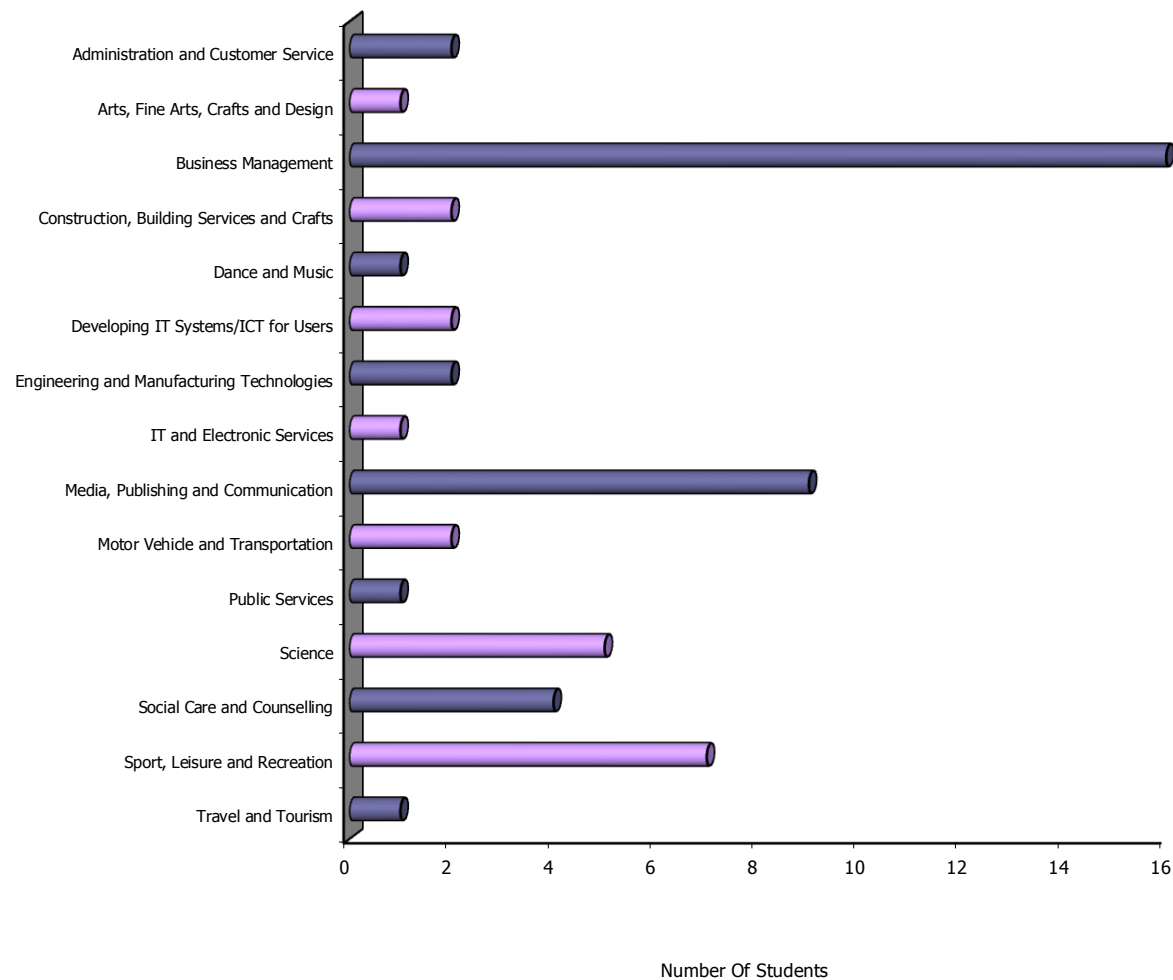


St Columba's Catholic For Boys Activity Survey

Year 11 Leavers 2016

Subjects studied by young people in FTE	No of Young People	%
Accounting & Finance	0	0.0%
Administration and Customer Service	2	1.8%
Animal Care and Veterinary Services and Equine	0	0.0%
Architecture	0	0.0%
Arts, Fine Arts, Crafts and Design	1	0.9%
Business Management	16	14.0%
Construction, Building Services and Crafts	2	1.8%
Dance and Music	1	0.9%
Developing IT Systems/ICT for Users	2	1.8%
Dramatic/Performing Arts	0	0.0%
Early Years and Play work	0	0.0%
Employability Training	0	0.0%
Engineering and Manufacturing Technologies	2	1.8%
English for Speakers of other Languages (ESOL)	0	0.0%
Fashion	0	0.0%
Hairdressing and Beauty Therapy	0	0.0%
Health & Safety / Environmental Health	0	0.0%
Health, Medicine & Dentistry	0	0.0%
Hospitality and Catering	0	0.0%
Independent Living and Leisure Skills	0	0.0%
IT and Electronic Services	1	0.9%
Law and Legal Services	0	0.0%
Lifeskills/Supported Learning	0	0.0%
Literacy and Numeracy	0	0.0%
Media, Publishing and Communication	9	7.9%
Motor Vehicle and Transportation	2	1.8%
Public Services	1	0.9%
Science	5	4.4%
Social Care and Counselling	4	3.5%
Specific Academic Courses	58	50.9%
Specific Vocational Courses	0	0.0%
Sport, Leisure and Recreation	7	6.1%
Travel and Tourism	1	0.9%
Unknown	0	0.0%
TOTAL	114	100.0%

Subjects Studied by young people in FTE



Students undertaking AS levels/ GCSEs or International Baccalaureate are counted in 'Specific Academic Courses'.

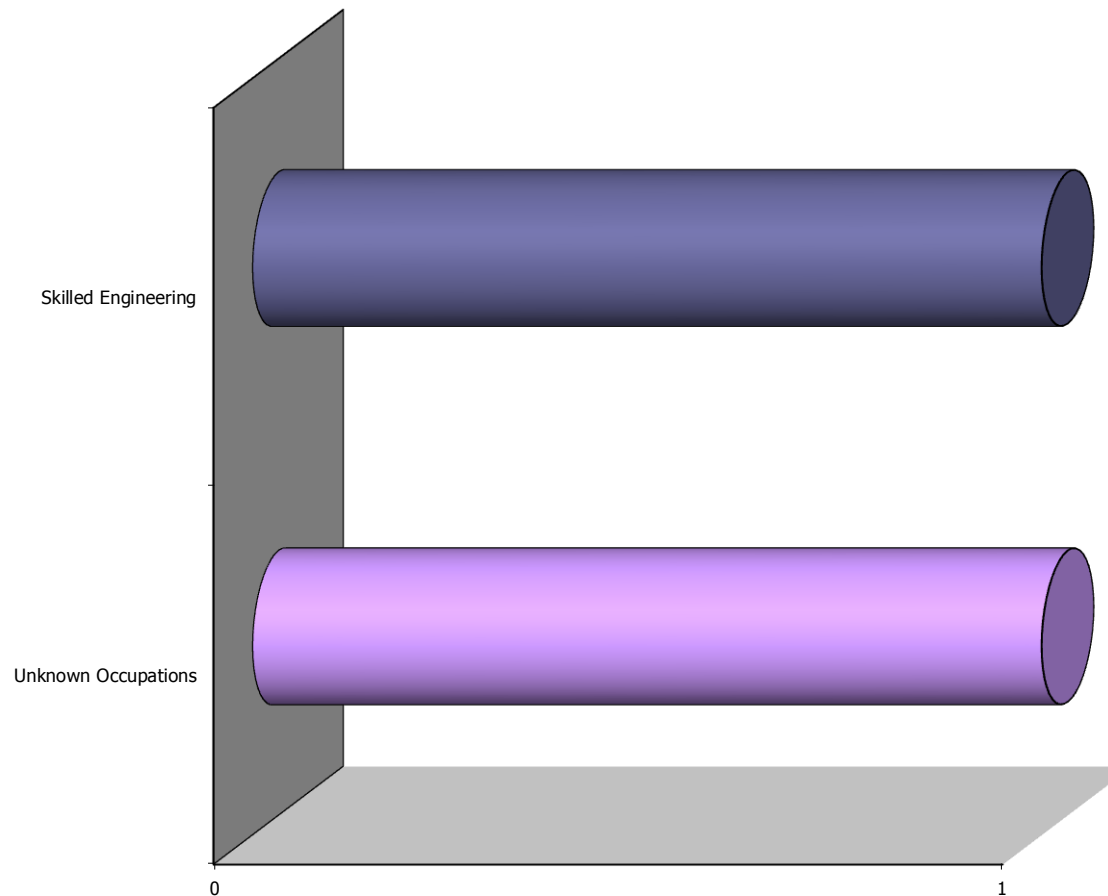
Printed February 2017

Information Correct as at 01/11/16

St Columba's Catholic For Boys Activity Survey Year 11 Leavers 2016

Occupational Breakdown by Young People in Training, Apprenticeships or Employment	No of Young People	%
Agric/Forestry/Fishing	0	0.0%
Catering	0	0.0%
Childcare and related	0	0.0%
Clerical/Secretarial	0	0.0%
Electrical/Electronic	0	0.0%
Hairdressing and related	0	0.0%
Health Care Occupations	0	0.0%
Managerial/Professional	0	0.0%
Other Personal Services	0	0.0%
Other Skilled Trades	0	0.0%
Protective Service Occupations	0	0.0%
Sales	0	0.0%
Skilled Construction	0	0.0%
Skilled Engineering	1	50.0%
Textile/Garments Trade	0	0.0%
Unknown Occupations	1	50.0%
Vehicle Trades	0	0.0%
Total	2	100.0%

Occupational Breakdown by Young People in Training, Apprenticeships or Employment



St Columba's Catholic For Boys Activity Survey

Year 11 Leavers 2016

For Annual Activity Survey purposes destinations are grouped as follows:

RPA	Sub Group	Destination	DFE Activity Code	
Meeting the Duty to Participate (In Learning)	Full time Education	School Sixth Form (Year 12)	210	
		Sixth Form College	220	
		FE College	230	
		Repeating Year 11	270	
		Educated at Home	270	
		LDD only - Independent Specialist Provider (ISP)	280	
		Custodial Institution (Juvenile Offender 16/17)	290	
	Full time Training	EFA/SFA funded training (not employed)	410	
		Non - EFA/SFA funded training (eg private training)	430	
		EFA / SFA Traineeship	450	
		LDD Supported Internship	460	
	Apprenticeship	Apprenticeship	310	
	Employment with Training	Employment with accredited training	320	
		Self Employment (with part-time study)	381	
		Working not for Reward (with part-time study)	550	
	Working Towards Participation	Re-Engagement activities	530	
		NEET - Start date agreed for RPA Compliant Destination	616	
	Not meeting the Duty to Participate	Temporary Break from Learning	Supporting Family - Teenage Parent	630
			Illness	640
			Pregnant	650
Employment without training		Employment without Training	330	
		Employment with non-accredited / in house training	340	
		Temporary Employment	350	
		Self Employed (no training)	380	
Not Settled (Active)		Part-time education	250	
		Part-time Employment	360	
		Working not for Reward (no part-time study)	540	
		NEET - Start date agreed for non-RPA compliant Destination	615	
		Unemployed - Not ready for work or learning	610	
Not Settled (not Active)		Unemployed - Seeking education, employment or training	619	
		Supporting Family - Young Carer	620	
		Not available - Religious Grounds	660	
No Response		Never Economically Active	670	
		Not Available - other	680	
		Unknown	810	
Moved		Moved Away (YP no longer living in East London)	820	
Refused		Refused to disclose activity	830	

For Annual Activity Survey Purposes courses are grouped as follows:

Course Level	Specific Course
AS Levels	AS Levels
	International Baccalaureate
NVQ Level 3 or Equivalent	BTEC National
	NVQ Level 3
NVQ Level 2 or Equivalent	BTEC First Diploma
	CACHE Certificate
	City & Guilds
NVQ Level 1 or Equivalent	NVQ Level 2
	BTEC Certificate
	BTEC Introductory
GCSE	Foundation Learning
	NVQ Level 1
	GCSE
Other Courses followed in FTE	Access Course
	Basic Skills
	Entry Level
	ESOL
	Pre Entry Level
	Unknown Course

Acronym	Description
NEET	Not In Education, Employment or Training
EET	Education, Employment or Training
FTE	Full-time Education
CRCI	Connexion (Careers) Resource Centre Index (Job families)
SOC	Standard Occupational Codes (2010 groups)